

Turbo-Flo™ Series

UTILITY PUMPS



Where Innovation Flows

WILDEN®

Famous for its long life and easy serviceability, the durable Wilden® Turbo-Flo™ Series is the first air distribution system (ADS) that originated in the air-operated double-diaphragm (AODD) pump industry. Though enhancements have been made, these pumps work well in certain applications where quality of the compressed air is a concern.

These pumps are easy to maintain, cost effective, and economical. Portable and available in a single-point exhaust option for submersible applications, the Turbo-Flo excels in utilitarian-type applications, including the transfer of water, slurry and more.

FEATURES AND BENEFITS


- Simple air distribution system design
- Minimal moving parts
- Ease of maintenance
- Ability to handle dirty air applications
- Single-point exhaust
- Durable

APPLICATIONS




- Mining Dewatering
- Ship Yards
- Ship Building - Bilge
- General Utility

TURBO-FLO™

Operating on only differential pressure, there are no mechanical trip rods, bearings or springs to wear or repair, making Turbo-Flo an easy-to-maintain, cost-effective, economical ADS solution for use with AODD pumps.



TECHNICAL SPECIFICATIONS

Model	Air Inlet	Liquid Inlet	Liquid Discharge	Connection Type	Max. Flow Rate	Max. Inlet Pressure	Max. Size Solids	Max. Suction Lift	Displacement Per Stroke*	Certifications
 T1	1/4" FNPT	13 mm (1/2")	13 mm (1/2")	NPT/BSPT (Threaded)	54.9 lpm (14.5 gpm)	8.6 bar (125 psig)	1.6 mm (1/16")	2.7 m (9') Dry 9.1 m (30') Wet	2.6 L (0.69 gal)	CE
 T4	1/2" FNPT	38 mm (1-1/2")	38 mm (1-1/2")	NPT/BSPT (Threaded)	307 lpm (81 gpm)	8.6 bar (125 psig)	4.8 mm (3/16")	5.5 m (18') Dry 8.5 m (28') Wet	2.6 L (0.69 gal)	CE
 T8	3/4" FNPT	51 mm (2")	51 mm (2")	NPT/BSPT (Threaded)	617 lpm (163 gpm)	8.6 bar (125 psig)	6.4 mm (1/4")	6.4 m (21') Dry 9.5 m (31') Wet	2.8 L (0.74 gal)	CE
 T15	3/4" FNPT	76 mm (3")	76 mm (3")	NPT/BSPT (Threaded)	878 lpm (232 gpm)	8.6 bar (125 psig)	10 mm (3/8")	5.5 m (18') Dry 9.5 m (31') Wet	5.4 L (1.43 gal)	CE
 T20	3/4" FNPT	102 mm (4")	102 mm (4")	DIN/ANSI (Flanged)	1,041 lpm (275 gpm)	8.6 bar (125 psig)	35 mm (1-3/8")	3.7 m (12') Dry 9.1 m (30') Wet	4.62 L (1.22 gal)	CE

*1 cycle = 2 strokes

Where Innovation Flows



WILDEN®

PSG
22069 Van Buren Street
Grand Terrace, CA 92313-5651 USA
P: +1 (909) 422-1730 • F: +1 (909) 783-3440
wildenpump.com

Distributed By:

G&W Industrial Sales
915 Emerson Avenue
Parkersburg, WV 26104
304-422-4755
info@gwindustrial.com

© 2019 PSG, a Dover company WIL-16001-F-01

Wilden reserves the right to modify the information and illustrations contained in this document without prior notice. This is a not-contractual document.