

**VR Series**

**VESSEL & REACTOR VALVES**

**RISING DISC**



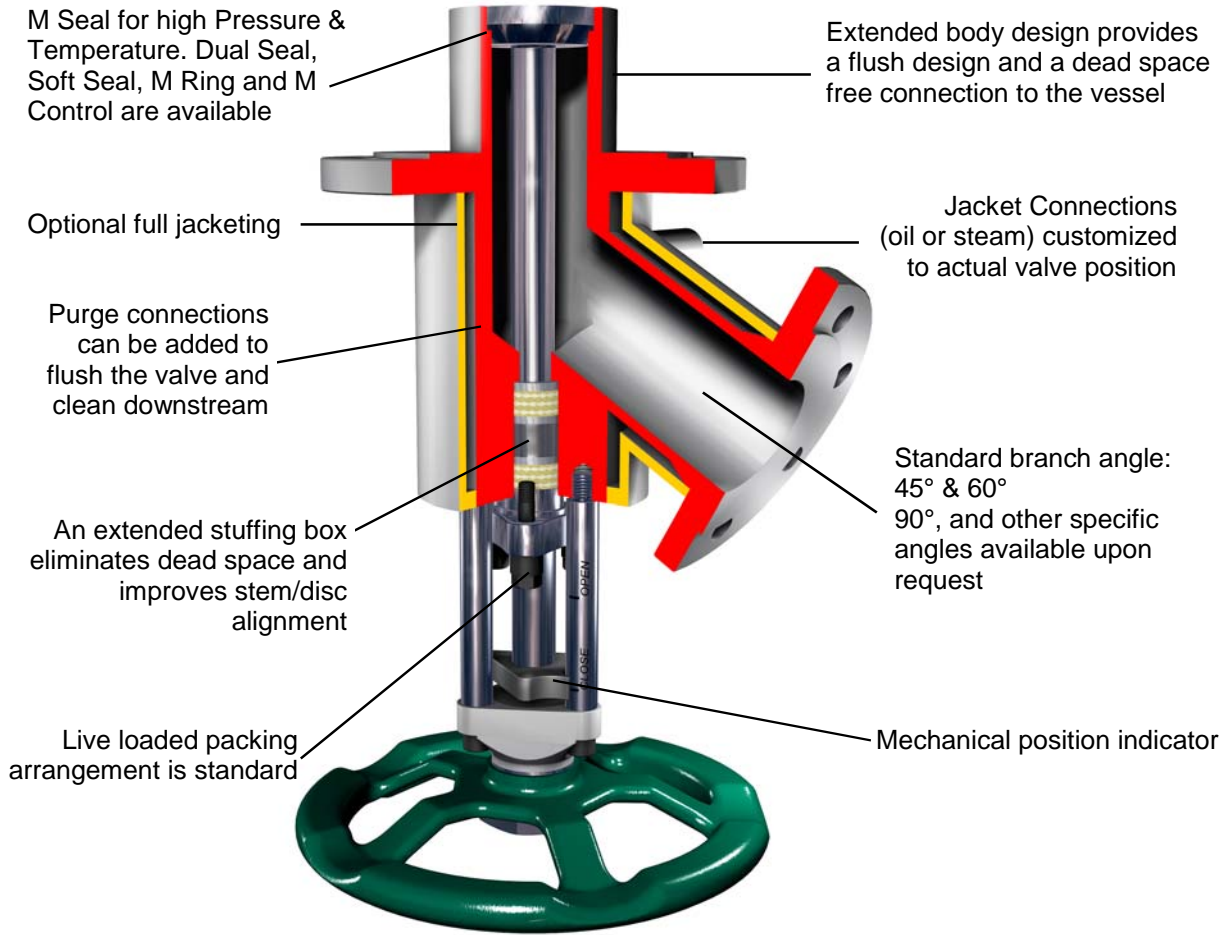
 *Strahman*

PROCESS VALVES

# CRUST BREAKING BOTTOM OUTLET VALVES

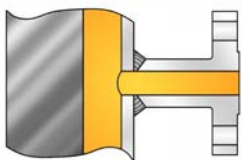
Code: **VR4M-VR6M**

## Rising Disc Valves

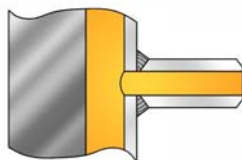


**Fig. 042D**

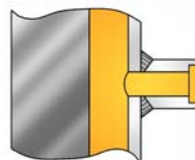
## JACKET CONNECTIONS



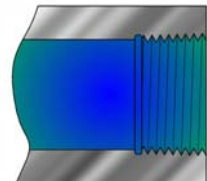
Flanges  
ANSI, DIN, JIS



Butt Weld



Socket Weld



Threaded connections  
NPT & BSP

Strahman Rising Disc design is a bottom outlet valve. When opening, the disc rises into the vessel or reactor to break through any crust or solidified material to facilitate draining.

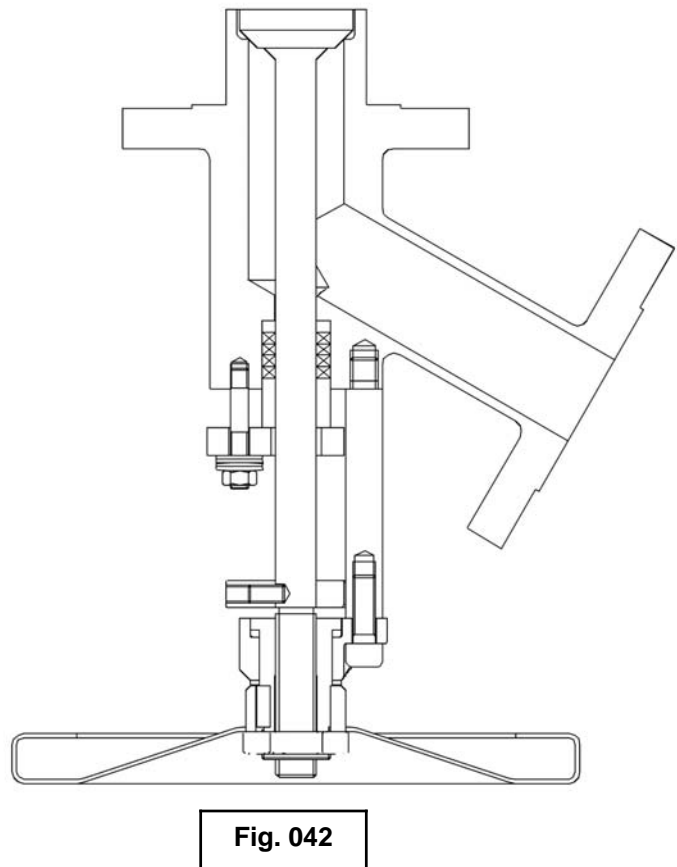
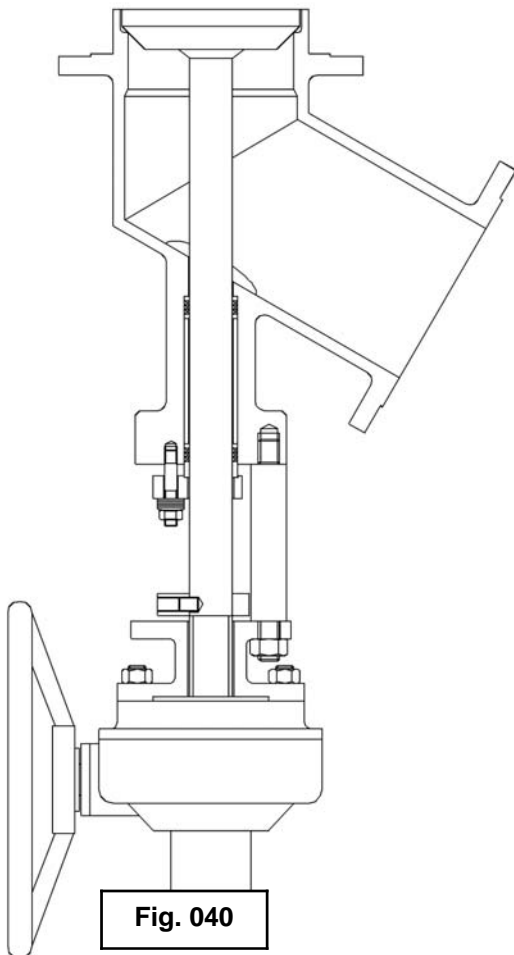
Strahman valves are available in a choice of options including material of construction, sealing systems, actuators and customized or standard connections to piping. Other specific features are full jacketing, valve tangentially positioned to process pipe or additive injection.

Typical applications: Draining of low viscosity products.

## BODY ARRANGEMENTS

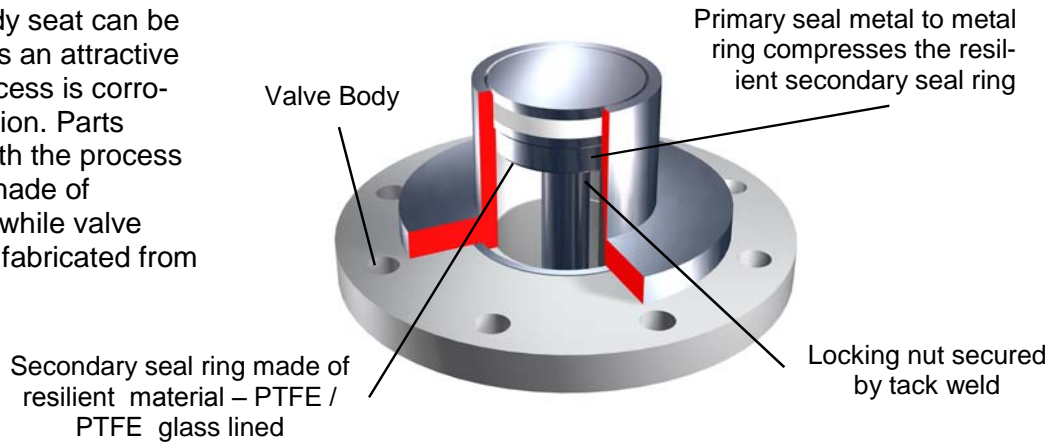
Strahman has two Rising Disc styles available:

- Figure **040** for large valves and low pressure applications. Uses a fabricated pipe or cast body design
- Figure **042** for small valves and high pressure applications. Uses a bar stock body design

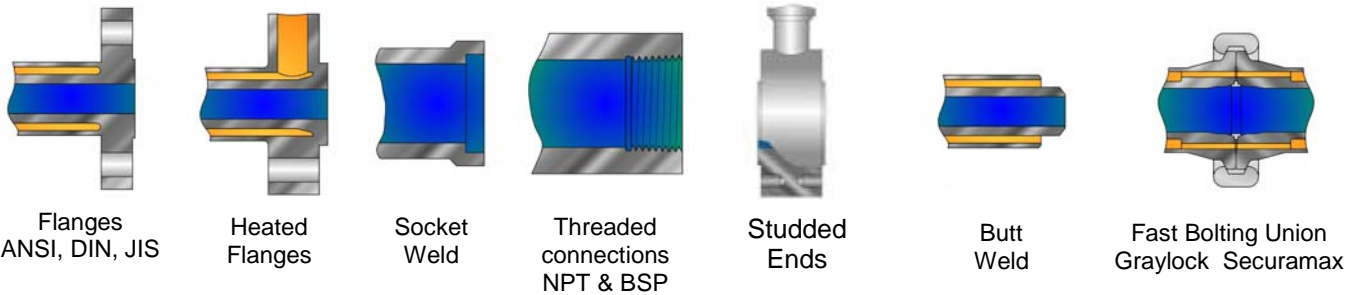


## DUAL SEAL DISC & DISMOUNTABLE SEAT


As an option the body seat can be dismantable. This is an attractive option when the process is corrosive during the reaction. Parts directly in contact with the process (seat and trim) are made of sophisticated alloys while valve body and piping are fabricated from regular materials



## LINE & BRANCH CONNECTIONS

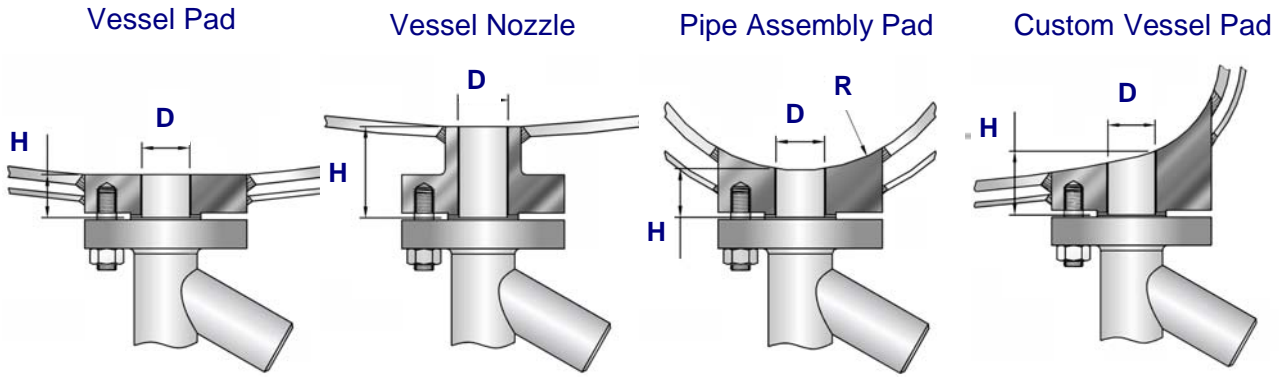


## ACTUATION OPTIONS



# VESSEL CONNECTIONS

To connect valves to existing vessels or reactors, there are two possibilities: a nozzle or a pad connection. In both cases, the customer must specify the following vessel connection details: « **D** » (inside diameter), « **H** » (height), **DN** (nominal size), **PN** (pressure rating) and connection **standard** (ISO, ANSI, DIN, etc.). To eliminate retention areas radius « **R** » can be specified for optional contouring. For new projects Strahman can supply valves with easy-to-fit standardized pads that are ready to be installed.



## RANGE DEFINITION

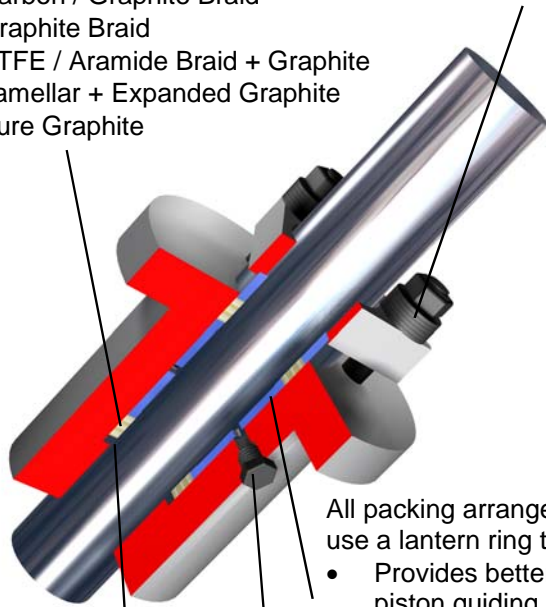
VR	PN 10	PN 16	PN 20-150 lbs.	PN 25	PN 40	PN 50 300 lbs.	PN 64 400 lbs.	PN 100 600 lbs.	PN 150/160 -900 lbs.	PN 250-1500 lbs	PN 320	PN 420-2500 lbs	PN 630 -4500 lbs
3/8" - DIN10													
1/2" - DIN15													
3/4" - DIN20													
1" - DIN25													
1 1/4" - DIN32													
1 1/2" - DIN40													
2" - DIN50													
2 1/2" - DIN65													
3" - DIN80													
4" - DIN100													
5" - DIN125													
6" - DIN150													
8" - DIN200													
10" - DIN250													
12" - DIN300													
14" - DIN350													
16" - DIN400													
18" - DIN450													
20" - DIN500													
24" - DIN600													

## PACKING DEFINITION

Typical Packing Materials:

- PTFE
- PTFE / Aramide Braid
- Carbon / Graphite Braid
- Graphite Braid
- PTFE / Aramide Braid + Graphite
- Lamellar + Expanded Graphite
- Pure Graphite

Live loaded packing arrangement minimizes maintenance



Bottom ring material is selected with a differential hardness from the piston to prevent piston damage

All packing arrangements use a lantern ring that:

- Provides better stem piston guiding
- Avoids dead space in body cavities

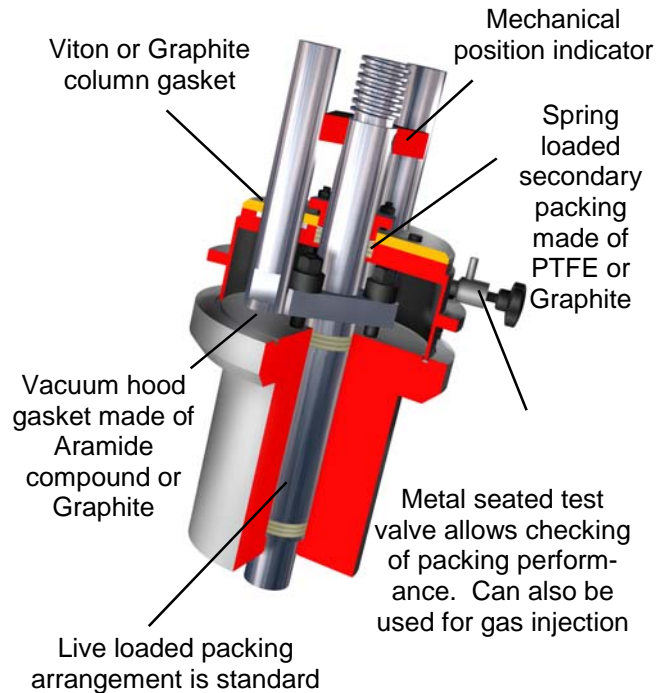
Optional 1/4 inch NPTF can be used for leak detection or inert gas injection to avoid leakage to atmosphere by creating an over pressure

## STANDARD PAD GASKET RANGE

PTFE  
 Aramide / Nitrile  
 Carbon / Aramide  
 Laminated Graphite  
 Laminated Graphite / 316  
 Spiral Wound 316L / PTFE  
 Spiral Wound 316L / Graphite  
 Spiral Wound 321 / Graphite  
 Spiral Wound Inconel / Graphite  
 Spiral Wound Titanium / Graphite  
 Welded Lips  
 Metallic O Ring Helicoflex Gasket Aluminium/316  
 Metallic O Ring Helicoflex Gasket Nickel/Nimonic 90  
 316L RTJ  
 Nitrile O Ring  
 EPDM O Ring  
 Silicone O Ring  
 Fluorocarbon (Viton) O Ring  
 Silicone FEP Jacketed O Ring  
 Perfluoroelastomer (Kalrez) O Ring

## VACUUM HOOD

For valves on full vacuum service Strahman offers a special **vacuum package** that maintains tightness to atmosphere. Valves with this package are usually equipped with an **M Ring Seal** design as process sealing. The system uses a replaceable aluminium or nickel seal ring and provides high vacuum performance. This special **vacuum package** provides zero leakage between atmosphere and process.

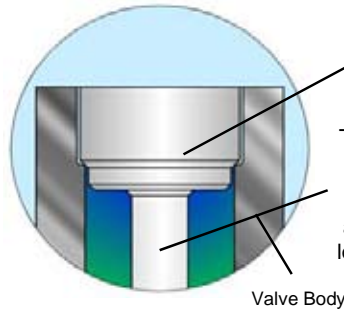


## Valve Coding System

	V	R	4	M	B	J
V Vessel Reactor Valves						
P Piston D Disc R Rising Disc A Accessories						
4 45° Branch Angle 6 60° Branch Angle 9 90° Branch Angle S Straight \$ Special						
S Soft Seated M M Seal C M Control D Dual Seal R M Ring Seal						
B Extended Body P Extended Plunger c D Dismountable Seat \$ Special						
J Jacketed - Non-Jacketed						

# SEALING SYSTEMS

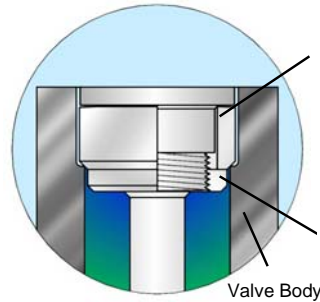
**M Seal-** This sealing system offers a wide range of material combinations selected to create a differential hardness between body and plunger seat. The maintenance friendly design of the **M Seal** system provides long & reliable valve performance and is suitable for almost all process conditions.



Greater hardness on body seat assures that wear occurs on piston first  
 - Easy maintenance is key  
 Solid Disc/Stem design provides the geometrical arrangement that ensures long-term sealing performance

Temperature  
 Min: -200° C / -330° F  
 Max: 815° C / 1500° F  
Pressure  
 Max: 630 bar / 9000 psig

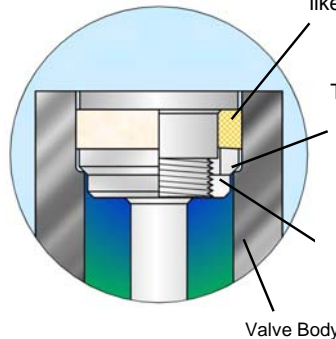
**M Ring Seal-** The **M Ring Seal** is also based on a differential hardness between the body and the piston surface. The replaceable metallic seal ring made of aluminum, nickel or titanium provides excellent sealing performance especially in applications that combine full vacuum and temperatures above 200° C.



Resilient metal ring seals between the body seat and disc and provides high performance sealing for vacuum and high temperature applications  
 Locking nut is secured by a tack weld

Temperature  
 Min: -200° C / -330° F  
 Max: 450° C / 840° F  
Pressure  
 Max: 250 bar / 3550 psig & full vacuum

**Dual Seal-** The **Dual Seal** is a unique double sealing system that works like a piston operating within a cylindrical seat. Unlike other designs, the secondary resilient seal ring is mounted on the piston and will expand after metal to metal contact of the primary seat ring. The design provides a true metal to metal seal in case of resilient seat failure.



A secondary seal ring is made of resilient material like PTFE, PTFE glass filled  
 The primary metal to metal seal ring compresses the secondary resilient seal ring  
 Locking nut is secured by a tack weld

Temperature  
 Min: -50° C / -60° F  
 Max: 200° C / 450° F  
Pressure  
 Max: 250 bar / 3550 psig & full vacuum

## TECHNICAL & GENERAL INFORMATION

### Design Code & Construction

- Design standard compliant with ASME B16.34
- International standards include ANSI, DIN, JIS, API etc.
- Wide range of material selections including carbon steel / stainless steel / Titanium / Hastelloy / Duplex / Monel / Tantalum / Zirconium
- Fabricated, cast, forged and bar stock designs
- Combinations of fabricated, sand and investment casings, and bar stock available

### Surface Finish

- For polymer applications, Strahman recommends a surface facing of 300 (Ra 0.4) for all parts are in contact with the medium

### Quality assurance & testing

- ISO 9001 compliant
- PED / ATEX / CE marking
- TUV / HPO / TA Luft
- Standard testing procedures

The Strahman family of products include:

**SAMPLING VALVES**

Strahman has a full line of sampling valves that produce live samples without exception. Our sampling valves unique design prevent failure caused by sediment or clogging.

**DRAIN VALVES**

Strahman Drain Valves are designed to prevent clogging. They are ideal for use in liquid and gas service or with slurries, polymers, and high viscosity fluids that tend to solidify at room temperature.

**WASH DOWN EQUIPMENT**

Strahman offers a full line of mixing units, hose stations, hoses, nozzles and wash down accessories. Our wash down line is designed for industrial use and is used in a wide variety of industries including food, beverage, pharmaceutical, chemical and other applications.

**LINE BLINDS**

Strahman Line Blinds provide zero leakage down stream and total isolation on process pipelines, vessels, and maritime applications. No pipeline movement is required when blind position is changed.

Please contact your local Strahman representative for further details  
or  
visit our website : [www.strahmanvalves.com](http://www.strahmanvalves.com)



**Corporate Headquarters:**

Strahman Valves, Inc. 2801 Baglyos Circle, Bethlehem, PA 18020  
Tel: 484. 893.5080 • Fax: 484.893.5099

**Strahman France:**

Savoie Hexapole, F-73420, Mery, France  
Tel: + 33 4 79 35 78 00 • Fax: + 33 4 79 35 78 20

**Strahman German Office**

Zum Schwarzhof 14, 77704, Oberkirch, Germany  
Tel: +49 (0) 7802 7037879 • Fax: +49 (0) 7802 7037889

**ISO 9001 Certified**

*Last Updated: August 25, 2009*